

SIGN NUMR: SP24166
 TYPE: D_Blank
 QUANTITY:

BACKG. COLOR: Green
 COPY COLOR: White

DESIGN BY: DME
 PROJECT ID: N/A

CHECKED BY: DME
 LOCATION: Statewide

DATE: Apr 08, 2024
 DIV:



SIGN WIDTH: 4'-6"
 HEIGHT: 2'-0"
 TOTAL AREA: 9 Sq.Ft.

SYMBOL	X	Y	WID	HT

MAT'L: 0.125 " ALUMINUM

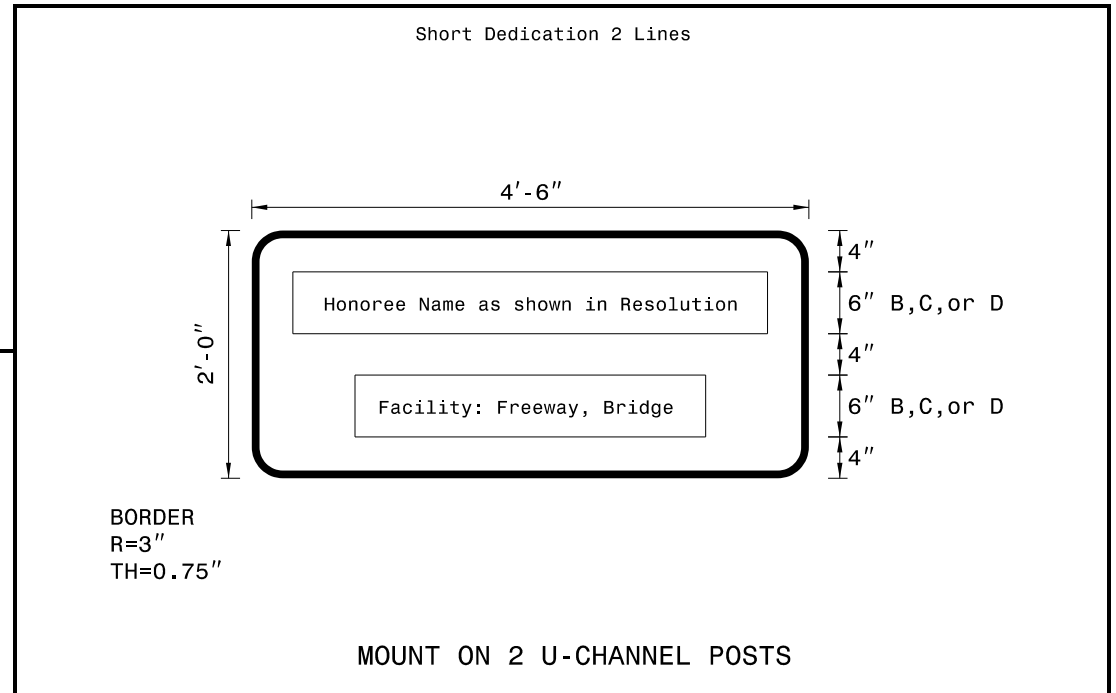
BORDER TYPE: FLUSH

RECESS: 0"
 WIDTH: 0.75"
 RADII: 3"

NO. Z BARS:
 LENGTH:

NOTES:

1. Legend and border shall be direct applied Grade C reflective sheeting.
2. Background shall be Grade C reflective sheeting.
3. All text shall be upper/lower case. Use font series B, C, or D to fit longest text width, and font used should be consistent for all text lines.



Letter spacings are to start of next letter

Series/Size
Text Length

Spacing Factor is 1 unless specified otherwise

FILENAME: GSENG

SIGN NUMR: SP24168
 TYPE: D_Blank
 QUANTITY:

BACKG. COLOR: Green
 COPY COLOR: White

DESIGN BY: DME
 PROJECT ID: N/A

CHECKED BY: DME
 LOCATION: Statewide

DATE: Apr 08, 2024
 DIV:

N. C. DEPARTMENT OF TRANSPORTATION
 DIVISION OF HIGHWAYS
 TRANSPORTATION MOBILITY AND SAFETY
 SIGNING AND DELINEATION

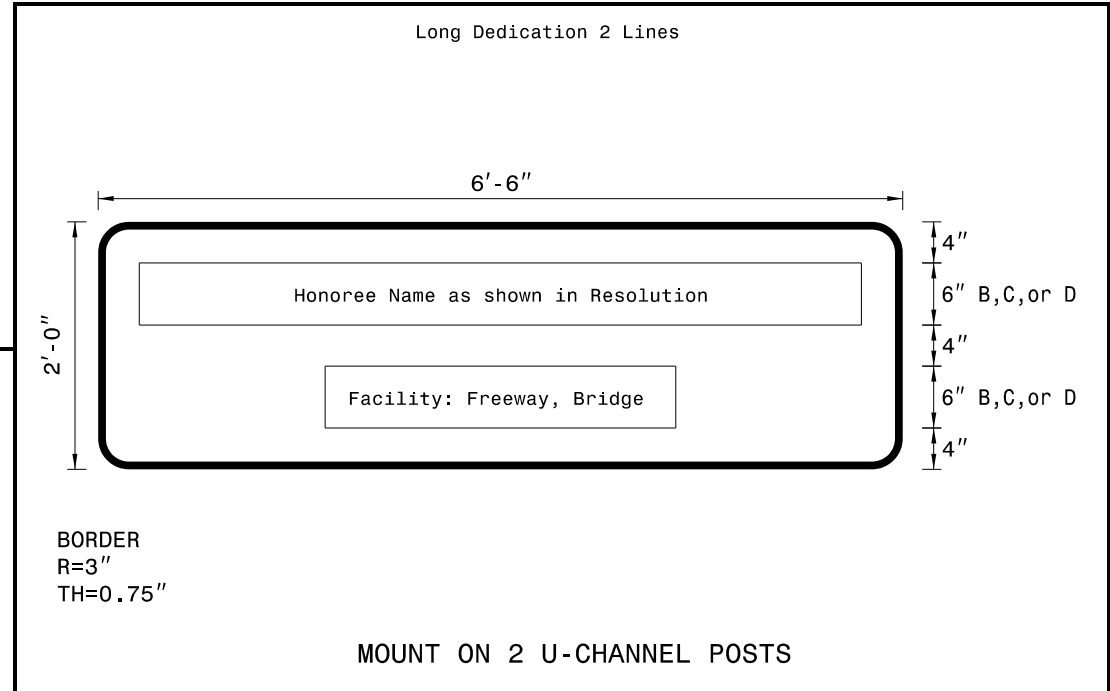


SIGN WIDTH: 6'-6"
 HEIGHT: 2'-0"
 TOTAL AREA: 13 Sq.Ft.

MAT'L: 0.125 " ALUMINUM

SYMBOL	X	Y	WID	HT

BORDER TYPE: FLUSH
 RECESS: 0"
 WIDTH: 0.75"
 RADII: 3"
 NO. Z BARS:
 LENGTH:



NOTES:

- Legend and border shall be direct applied Grade C reflective sheeting.
- Background shall be Grade C reflective sheeting.
- All text shall be upper/lower case. Use font series B, C, or D to fit longest text width, and font used should be consistent for all text lines.

Letter spacings are to start of next letter

Series/Size
 Text Length

Letter spacings are to start of next letter																		Series/Size	
																		Text Length	

Spacing Factor is 1 unless specified otherwise

FILENAME: GSENG

SIGN NUMR: SP24169
 TYPE: D_Blank
 QUANTITY:

BACKG. COLOR: Green
 COPY COLOR: White

DESIGN BY: DME
 PROJECT ID: N/A

CHECKED BY: DME
 LOCATION: Statewide

DATE: Apr 08, 2024
 DIV:

N. C. DEPARTMENT OF TRANSPORTATION
 DIVISION OF HIGHWAYS
 TRANSPORTATION MOBILITY AND SAFETY
 SIGNING AND DELINEATION



SIGN WIDTH: 6'-6"
 HEIGHT: 3'-0"
 TOTAL AREA: 19.5 Sq.Ft.

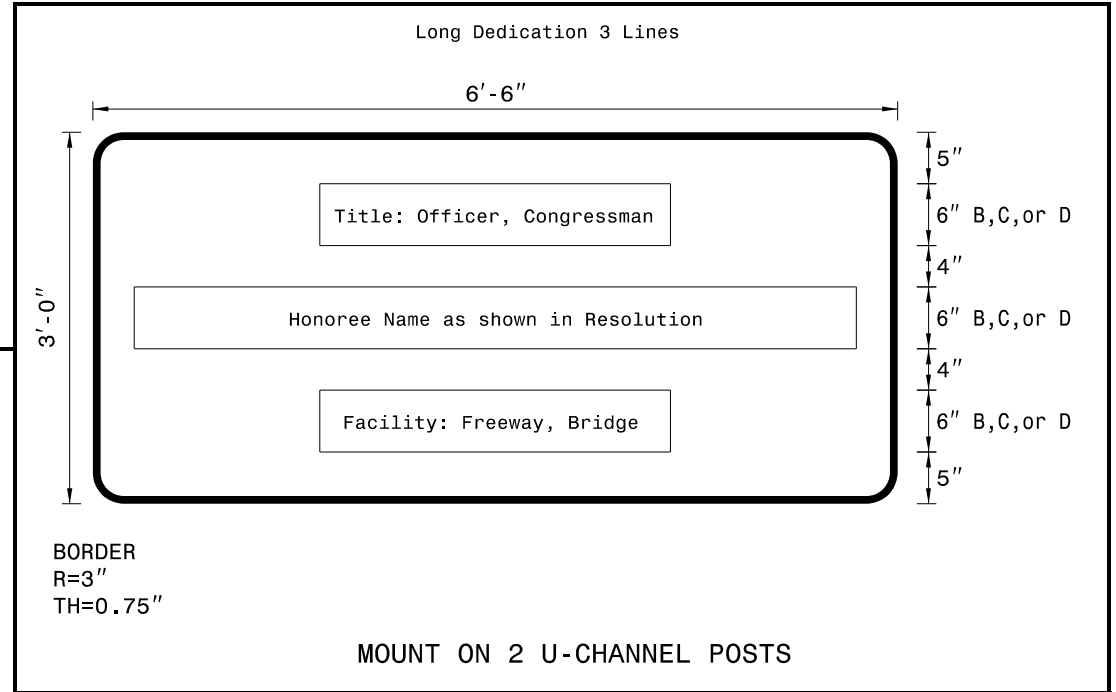
SYMBOL	X	Y	WID	HT

MAT'L: 0.125 " ALUMINUM

BORDER TYPE: FLUSH

RECESS: 0"
 WIDTH: 0.75"
 RADII: 3"

NO. Z BARS:
 LENGTH:



NOTES:

- Legend and border shall be direct applied Grade C reflective sheeting.
- Background shall be Grade C reflective sheeting.
- All text shall be upper/lower case. Use font series B, C, or D to fit longest text width, and font used should be consistent for all text lines.

Letter spacings are to start of next letter

Series/Size
 Text Length

Letter spacings are to start of next letter																		Series/Size	
																		Text Length	

Spacing Factor is 1 unless specified otherwise

FILENAME: GSENG